

# **HERTS & ESSEX SHOOTING ASSOCIATION**

In Association with

**HISTORICAL BREECH-LOADING SMALL ARMS ASSOCIATION**



## **The Historic Mini–Methuen**

Joint Miniature Rifle Meeting to be held on

At the

**HESA Range**

Refreshments will be available with all profits to the  
Royal British Legion Poppy Appeal



# Herts and Essex Shooting Association

## Miniature Rifle Open Meeting

### “Mini-Methuen”



#### Introduction:

HESA has run this competition since 2007;  
Rifles must use .22RF or other miniature rifle cartridge as approved by the HESA or HBSA (e.g. .297/.230 Morris Tube, .310 Cadet or Air Rifle Pellet).  
This match provides a loose representation of the Field Firing Training using targetry variously in use between the 1920's and post Second World War.

#### Competitors:

Members and Non-Members of the HESA, HBSA and LERA.

#### Match Conditions:

As HBSA Rules 1995, (and this entry form).  
However, orthoptic accessories, a padded glove and a sling (two point or as-issued) may be used.  
A wrist rest may be used in sniping class.  
**Replica firearms** in the "spirit of the original" (Rule G3.1) are permitted.  
Multiple entries of each Match are permitted provided that a different firearm is used for each Entry.  
All arms shall be appropriately licensed and "in proof". Targets will be as shown (see last page).

#### Handicapping:

3% Handicap will apply for magazine use, (except Matches IX & X).  
5% Handicap may apply, if you are unable to shoot in all three positions.

#### Distance:

25 yards for all Classes.

#### Course of Fire:

##### Unlimited non convertible sighter's (300 seconds)

##### Practice One –

Ten shots, Prone at two Tin Hat diagrams scaled to 600 yards, five shots per diagram – 120 seconds.

##### Practice Two –

Ten shots, in a series of five fifteen second exposures, including the time to change position.

##### First exposure –

Two shots, Prone at Tin Hat diagram scaled to 500 yards – 15 seconds face, 15 seconds edge.

##### Second exposure –

Two shots, Kneeling at Tin Hat diagram scaled to 300 yards – 15 seconds face, 15 seconds edge.

##### Third exposure –

Two shots, Kneeling at Tin Hat diagram scaled to 300 yards – 15 seconds face, 15 seconds edge.

##### Forth exposure –

Two shots, Standing at Tin Hat diagram scaled to 200 yards – 15 seconds face, 15 seconds edge.

##### Fifth exposure –

Two shots, Standing at Tin Hat diagram scaled to 200 yards – 15 seconds face, 15 seconds edge.

##### Practice Three –

Ten shots, Prone at two Figure 11 diagrams scaled to 300 yards, five shots per diagram – 90 seconds.

##### Practice Four –

Ten shots, Prone at five 4A diagrams scaled to 200 yards, two shots per diagram – in a series of five exposures of 10 seconds face and 10 seconds edge.

#### Match I:

**Vintage (pre-1888)** Any Rifles (any contemporaneous iron sights) (BP and smokeless permitted).

#### Match II:

**Classic Service (1889-1918)** .22" & Service Training Rifles (issue sights) e.g. Long-Lee, SMLE.

#### Match III:

**Classic (1889-1918)** Any Rifles (any contemporaneous iron sights).

#### Match IV:

**Veteran Service (1919-1945)** Converted Service & Service Training Rifles (issue sights) incl. No. 7 & 9.

#### Match V:

**Veteran (1919-1945)** Any Rifles (any contemporaneous iron sights).

#### Match VI:

**Post Veteran (1946-1960)** Any Rifles (any contemporaneous iron sights) e.g. No.8.

#### Match VII:

**Modern Rifles (post 1960)** with contemporaneous iron sights e.g. BSA internationals.

#### Match VIII:

**Sniper Rifles (any date line)** single shot (Bolt or Lever Action) with telescopic sights.

#### Match IX:

**Semi Auto Rifles** (Self loading) (Telescopic Sights).

#### Match X

**Semi Auto Rifles** (Self loading) (Open/Iron Sights).

#### Match XI

**Air Rifles** (Pre-charged).

#### Prizes:

**Certificates** for winners and placing (depending on entries) of each Match.  
A Prize-giving will be held for competitors at the end of the event.

#### General:

The Matches are squadded: competitors should report at the firing point 15 minutes before their shooting time. **Classes may be adjusted on the day depending on the number of entries.**

#### Practice:

In your own time at your own range.

**Targets to be used**

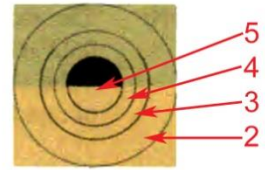

Total Max 200 Points

Zero



zero shoots only

Practice 1

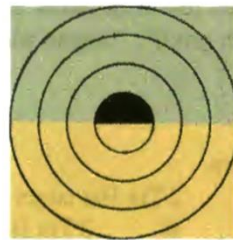
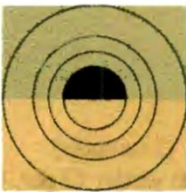


6 feet x 6 feet Tin Hat of 1950  
2 aiming points (scaled to 600 yards)  
prone 5 rounds on each (total time 2 minutes)  
Max 50 Points

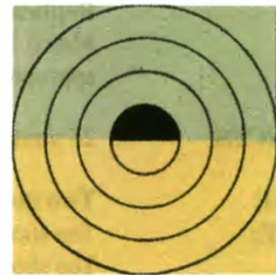
Practice 2

3 aiming points  
6 feet x 6 feet Tin Hat of 1950  
Scaled to 500 yards  
prone 2 rounds (15 seconds)

Max 50 Points



4 feet x 4 feet Tin Hat of 1950  
Scaled to 300 yards  
kneeling 2 rounds (15 seconds)  
(Twice)



Scaled to 200 yards  
standing 2 rounds (15 secs)  
(Twice)

**Kneeling** this can be kneeling, seated or squatting (but watch your time – 15 second away time)

Practice 3

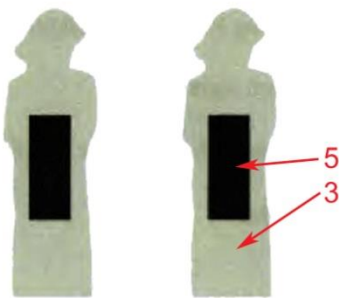


Figure 11 of 1950 2 aiming points  
Scaled to 300 yards  
prone 5 rounds on each (total time 90 seconds)

Max 50 Points

Practice 4

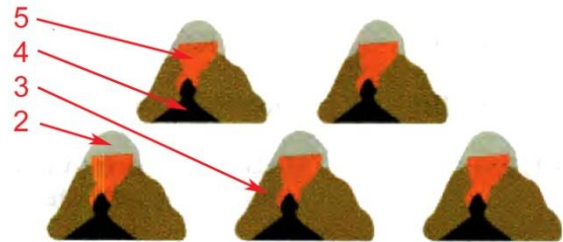


Figure 4A target of 1938 5 aiming points  
Scaled to 200 yards  
prone 2 rounds on each  
(five, 10 second exposures – 10 seconds away)

Max 50 Points

**NOT TO SCALE**